

## SLYDE KING 2K



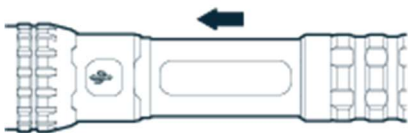
The Slyde King 2K combines a powerful 2000 lumen flashlight with a 500 lumen C•O•B work light hidden in the handle.

## BRIGHTNESS DIMMING



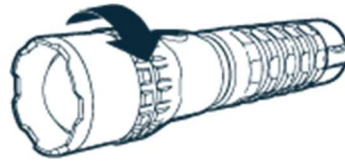
All three lights have continuous dimming and brightening cycling with memory. When ON, press and hold power button to activate dimming; release to set desired brightness. Double-tap to recall last saved mode.

## WORK LIGHT



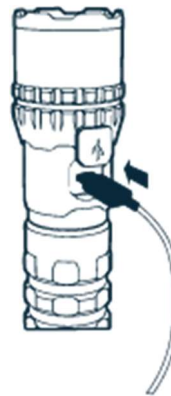
Slide open to activate the work light. Press and release power button to switch between White, Red, and Flash modes. For Direct-to-Red, hold power button while sliding the work light open.

## 4X ZOOM



Adjustable twist zoom for spot light or flood light.

## RECHARGEABLE



To charge, connect the light to a power source with the included USB cable. The button serves as a battery indicator when the light is on and a charging indicator when plugged in. Orange: 25% or more Orange Flash: less than 25% Green: fully charged Green Pulse: charging